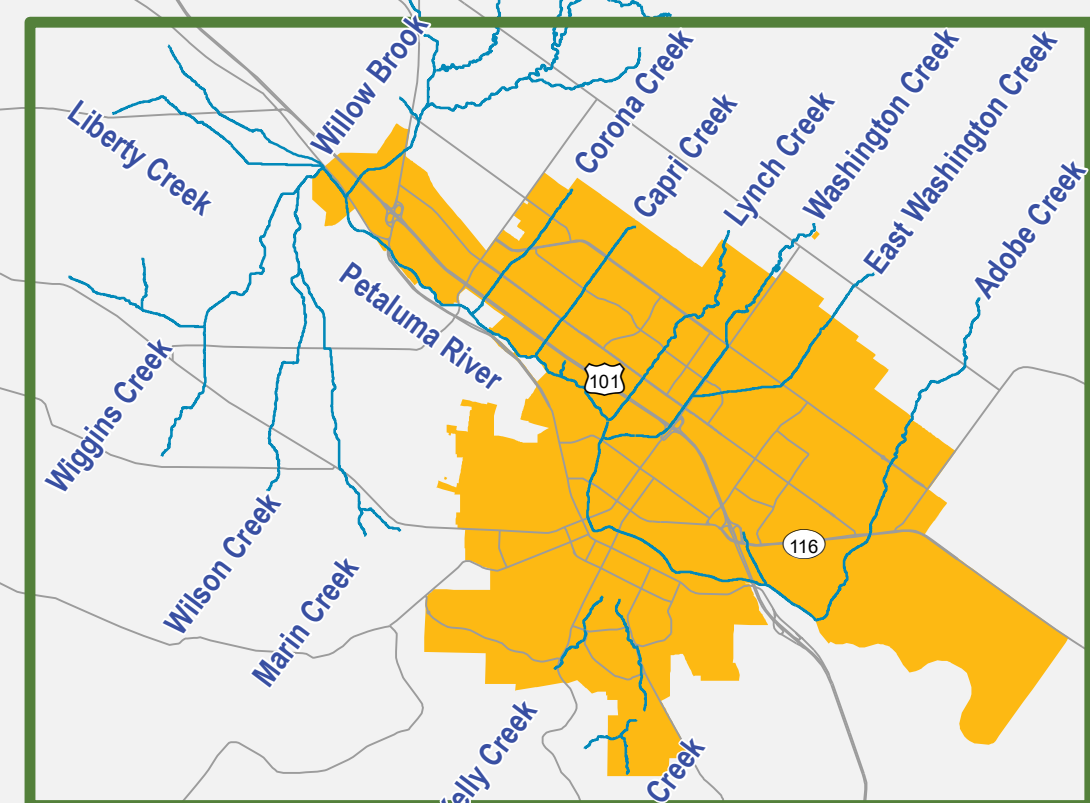




City of Petaluma, California



**Mid-Century Storm/Rain Flooding with Storm Surge  
and Very Low Probability SLR of 1.9 Feet  
(0.5% chance SLR; Maximum Elevation of Projected SLR Range)**



Vertical Datum = NAVD 88  
August 25, 2023

**Legend**

- City Limit
- Mid-Century Storm/Rain Flooding with Storm Surge and Very Low Probability SLR of 1.9 Feet
  - <= 0.5 ft
  - 0.5 - 1 ft
  - 1.01 - 2 ft
  - 2.01 - 3 ft
  - 3.01 - 4 ft
  - 4.01 - 5 ft
  - > 5 ft
- Parcel and Building

